



Japan Fire Engineering Qualification Center

Information about the Center

Greeting Message



Naofumi Taguchi
president
Japan Fire Engineering
Qualification Center

The Japan Fire Engineering Qualification Center (hereinafter referred to as “the Center”) was established in October 1984, and has conducted national qualification examinations of “hazardous materials engineers” and “fire protection equipment engineers” under the Fire Service Act since 1985.

The Center has also been entrusted by prefectural governors to issue license cards to successful applicants. Further, the Center started to conduct the qualification examination for “fire prevention technicians” in FY 2005 with a view to enhance fire prevention capability.

Thirty three years have passed since the establishment of the Center, and in FY 2016, about 430,000 people applied for qualification as hazardous materials engineers and about 110,000 people applied for qualification as fire protection equipment engineers. Also, we issued 260,000 license cards to hazardous materials engineers and 40,000 license cards to fire protection equipment engineers.

We would like to express our appreciation for your understanding and cooperation, which have made possible this steady development of the Center's activities.

The Center is an implementing agency of the national qualification examination for hazardous materials engineers and fire protection equipment engineers, and we seek to improve qualification of qualified people through implementation of these examinations and investigative research on the examination system.

Recently the number of accidents occurring in hazardous materials facilities remains at a high level. Amid expectations for further safety measures, the number of opportunities for using hazardous materials not only in hazardous materials facilities but also in our daily lives has been increasing. Accordingly, the social role of hazardous materials engineers to always secure safety and protect human lives and various facilities from disasters has increased.

In addition, a number of large-scale and high rise building have been constructed and the number of social welfare facilities has been increasing with the advancement of an aging society. The role of fire protection equipment engineers has become more important in order to protect human lives and properties from fires.

It is important to secure a sufficient quantity of qualified engineers so as to prevent accidents in hazardous materials facilities and reduce building fires for creating a safe and secure society.

To that end, it is significant to continue the stable and secure implementation of strictly fair and equitable examinations. That is our mission.

Recently circumstances surrounding the Center have become very difficult owing to a declining trend in the number of applicants due to the falling birth rate, change in industrial structure, and other factors. In order to execute our mission, the officers and employees of the Center strive together to make every effort, including the development of supportive circumstances for examinees. We ask you for continued support and cooperation.

July 2017

Contents

Aim, Business, and Organization of the Center	3
History of the Center	4
Business contents	
1. Examinations of Hazardous Materials	
Engineers' License and Fire Protection	
Equipment Engineers' License	5
What is a hazardous materials engineer?.....	5
Implementation status of exams for hazardous materials engineers' License	5
Major Business Facilities and Related Industries where you can Make Use of Hazardous Materials Engineers' License	6
What is a fire protection equipment engineer?	7
Implementation status of exams for fire protection engineers' license	7
Major Related Industries and Job Contents which can Make Use of Fire Protection Equipment Engineers' License and their Job Contents	8
Qualifications for taking examination	9
Implementation of Fair and Just Examination	9
2. Examination for fire Prevention Technicians	10
3. Issuance of License Cards	11
4. Publications of the Center	13
List of the Center and Branches	14

Aim, Business, and Organization of Center

Establishment

October 1, 1984

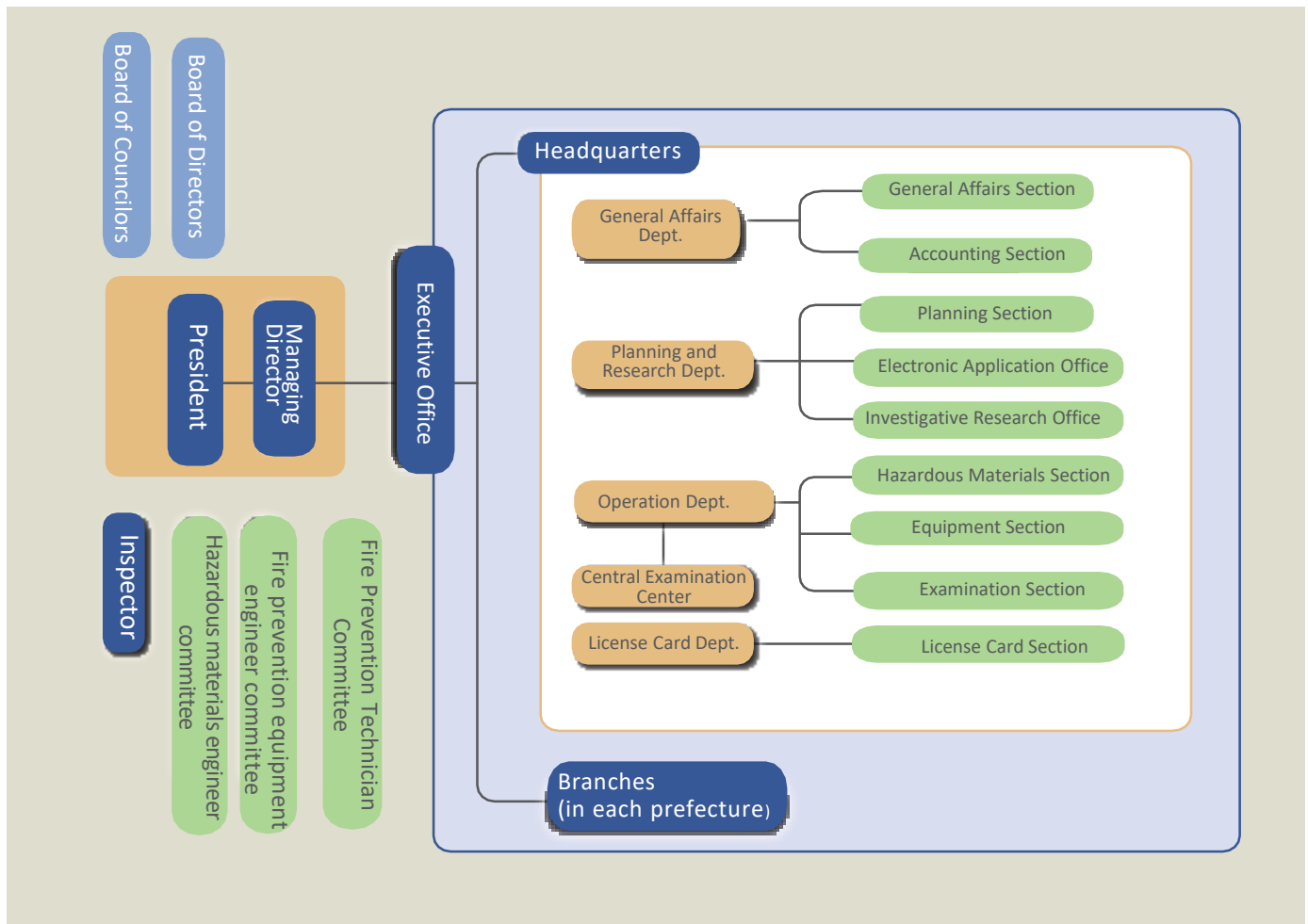
Aim

The Center aims to contribute to improvement in qualifications of people with fire protection-related licenses and that in systems concerning qualification, qualification examinations, and fire protection, through conducting investigative research on various national qualifications concerning fire protection and examinations concerning the qualifications, disseminating the outcomes, and providing examinations and assistance for the qualifications.

Business contents

1. Examination services for hazardous materials engineers' license and fire protection equipment engineers' license
2. Examination services for fire prevention technicians
3. Issuance of license cards for hazardous materials engineers and fire protection equipment engineers
4. Investigative research, publication

Organizational chart



History of the Center

Under the Fire Service Act established in 1948, qualification examination for those who engage in handling of hazardous materials was originally conducted as a part of hazardous materials specialist qualification examination conducted by a mayor of a municipality. Later, the examination became a nationally-standardized qualification examination in response to partial revision of the Fire Service Act in 1959, and since 1960 the hazardous materials engineers' license examination has been conducted as a part of operations of a prefectural governor.

In addition, there initially were no regulations under the Fire Service Act for fire protection equipment engineers, and some municipalities conducted qualification examinations under their original ordinances. After the revision of the Fire Service Act in 1966, prefectural governors conducted the qualification examination as an examination for fire protection equipment engineers' license in the similar manner as the examination for hazardous materials engineers' license.

Later, a partial revision of the Fire Service Act in December 1984 established a designated examination agency as an office for implementing examinations for hazardous materials engineers' license and fire protection equipment engineer's license. The designated examination agency prepares examination questions in a unified manner and collectively grades answer sheets. In this manner, it has become possible to promote and maintain a certain level required as a fire protection-related engineer and to conduct fair, just, and efficient clerical work.

The Japan Fire Engineering Qualification Center (hereinafter referred to as the "Center") has conducted national qualification examination for hazardous materials engineers' license and fire protection equipment engineers' license since April 1985 as a designated examination agency specified under the Fire Service Act. In addition, the Center has conducted qualification examination for fire prevention technicians' license since 2005 under the improvement guidelines for fire prevention capability.

Besides these examinations, since April 1988 the Center has been entrusted by prefectural governors to issue license cards for hazardous materials engineers' license and fire protection equipment engineers' license.

Since FY 1996, the Center has operated a business information system for the purpose of standardizing, simplifying, and streamlining the business across the headquarters and branches, and since 2005, it has operated a restructured nationwide network type system where security measures including personal information protection have been applied.

Following the enforcement of the Act on the Protection of Personal Information, the Center strived for the safe protection of personal information by improving the related regulations of the Center in FY 2006.

The Center posts on its website an examination guide, nationwide examination schedules, and numbers of successful examinees. Moreover, the Center has accepted electronic applications for examinations through the Internet since FY 2010. Thus, the Center seeks to further improve services for examinees.

Furthermore, since FY 2012, the Center has posted on its website some questions of past examinations for hazardous materials engineers' license and fire protection equipment engineers' license.

In addition, the Center conducts investigative research on qualification examinations of fire protection and seeks to improve qualification of qualified people and qualification examinations.

1. Examinations for Hazardous Materials Engineers' License and Fire Protection Equipment Engineers' License

What is a Hazardous Materials Engineer?

Facilities which store or handle a certain amount or more of hazardous materials, such as chemical factories, gas stations, storage tanks, tank lorries, etc., must be staffed with a hazardous materials engineer to handle hazardous materials.

Facilities requiring stationing of a hazardous materials engineer

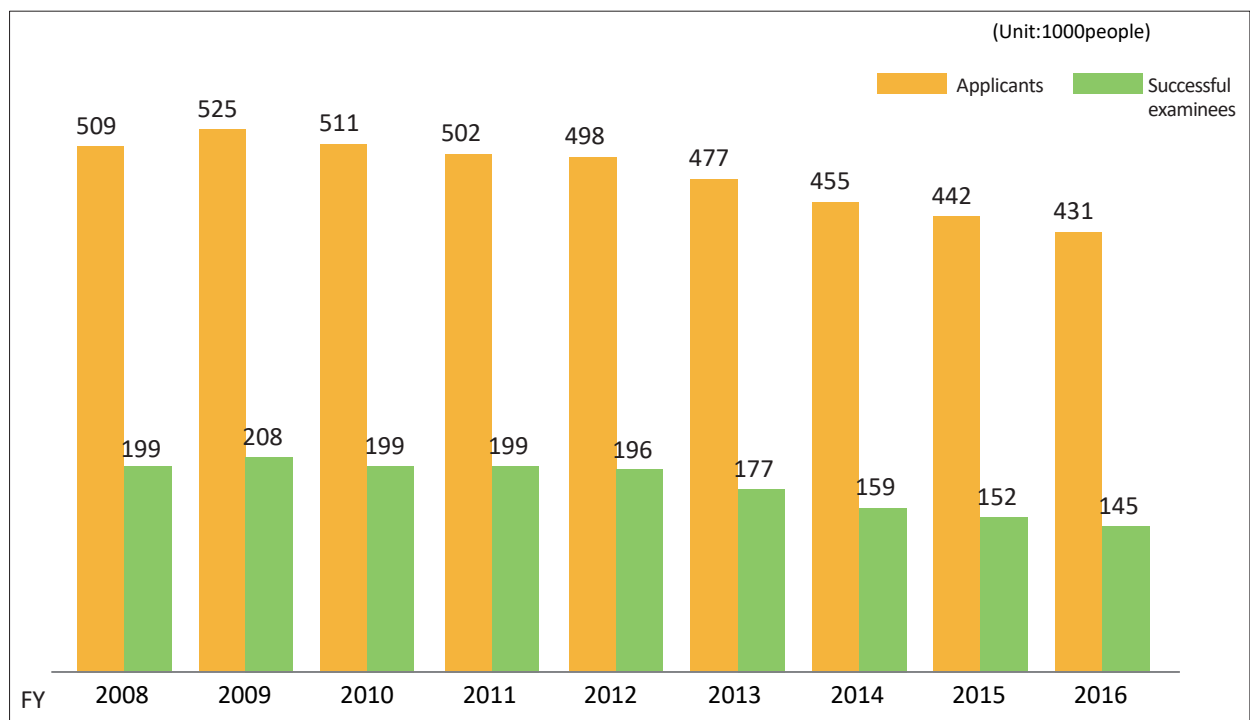


There are three types of qualifications, Class A, Class B, and Class C, for hazardous material engineers, depending on types of hazardous materials engineers' license.

- Class A** License for supervising handling, regular inspection, and maintaining safety of all types of hazardous materials
- Class B** Supervising handling, regular inspection, and maintaining safety of hazardous materials specified in the license card
- Class C** Handling and regular inspection of gasoline, kerosene, light oil, and heavy oil, which are specified from among the hazardous materials of Group 4

* Those who don't hold the license are allowed to handle hazardous materials so long as a Class A or Class B hazardous materials engineer witnesses the operation.. Also, those who don't hold the license are allowed to conduct a regular inspection so long as a Class A, Class B, or Class C hazardous materials engineer witnesses the inspection.

Implementation Status of Exam for Hazardous Materials Engineers' License



Major Business Facilities and Related Industries where you can Make Use of Hazardous Materials Engineers' License

Class A hazardous materials engineers' license

A class A hazardous materials engineer is expected to play an active role of a central position to secure safety in every situation requiring handling of hazardous materials, as a person having advanced knowledge about all types of hazardous materials. There are a variety of types of relevant industries requiring the license

Class B hazardous materials engineers' license

Type	Example of hazardous material	Major products containing hazardous materials	Major business facilities
(Oxidizing solids)	Sodium chlorate	Herbicide, pesticide, fertilizer, dye, Fireworks, metal-surface treatment agent, pulp bleach, coloring agent	Soda industry, dye industry, metal industry, medicinal products industry, pulp and paper industry
	Ammonium nitrate	Gunpowder material, pesticide, coolant, fertilizer	Ammonia industry, medicinal products industry, fertilizer industry
	Potassium permanganate	Bleach for fiber and resin, metallic coloring	Synthetic macromolecule chemistry industry, metal industry
(Combustible solids)	Sulfur	Gunpowder, rubber vulcanizing agent, bleaching agent, bactericide, agricultural chemical, dye, phosphor material	Petroleum refining industry, synthetic macromolecule chemistry industry, medicinal products industry, paper and pulp industry
	Red phosphorus	Light metal deacidification, materials and manufacturing of medicinal products and agricultural chemicals	Metal industry, medicinal products industry
	Magnesium	Additive for aluminum alloy, desulfurization of iron steel	Metal industry, sulphuric acid industry
(Spontaneously combustible materials water-prohibitive materials)	Sodium, lithium	Metal reductant, battery, alloy, dye	Soda industry, metal industry, dye material industry
	Calcium carbonate	Reduction of metallic oxide, lime nitrogen manufacturing	Ammonia industry, metal industry
(Flammable Liquids)	Gasoline, kerosene, light oil, heavy oil	Auto fuel, emergency generator fuel, heating fuel, aviation fuel	Petrochemical industry, automobile repair shop
	Naphtha, toluene, gear oil, olive oil	Fertilizer materials, lubricant, solvent, paint, medicinal products, cooking utensils	Petrochemical industry, synthetic macromolecule chemical industry, dye material industry, food chemistry industry
(Self-reactive materials)	Nitroglycerine	Dynamite, gunpowder, vasodilating agent	Medicinal product industry, energy industry
	Picric acid	Dye, agricultural chemicals, medicinal products	Dye material industry
	Hydroxylamine	Agricultural chemicals, medicinal products, semiconductor cleaning agent, dye, antioxidizing agent	Medicinal products manufacturing, organic chemical industry, manufacturing industry
(Oxidizing liquids)	Perchloric acid	Dissolution of metal, alloy, ore, etc., catalyst for organic synthesis	Soda industry, metal industry
	Hydrogen peroxide	Bleach, bleach for paper and pulp, medicinal products	Food chemistry industry, paper and pulp industry, medicinal products industry
	Nitric acid	Gunpowder, explosive, dye, perfume material, metallurgy, electroplating, photoengraving, medicinal products, fertilizer, organic synthesis	Chemical fertilizer industry, food chemical industry, photographic industry, medicinal products industry, ammonia industry, metal industry

Major related industries

Gas station, fuel store, oil tank yard, truck terminal, warehousing industry, transportation industry, parking

Supermarket, department store, hotel/inn, large mass retailer, paint industry, interior decoration industry, construction industry, cleaning industry, cosmetic industry

Machine industry, paint industry, automobile industry, agriculture (agricultural chemical, fertilizer, temperature management)

Fire protection control, security business, building management business

Fire department, police department, self-defense force

Research institute, welfare/medical facility, education institution

○ There are some other industries which can make use of the license ○

Class C hazardous materials engineers' license

Hazardous materials of Group 4 specified by Ordinance of the Ministry of Internal Affairs and Communications such as gasoline, kerosene, light oil, etc.	Auto fuel, boiler fuel, lubricant	Gas station, fuel store
--	-----------------------------------	-------------------------

What is a Fire Protection Equipment Engineer?

Under the Law, buildings such as theaters, department stores, hotels, etc. are obliged to install fire defense equipment such as indoor fire hydrants, sprinklers, automatic fire-alarm systems, or special fire defense equipment, depending on their use purpose, size, and capacity. Installing or maintaining such equipment requires the qualification of the fire protection equipment engineers' license.

Fire defense equipment installed or maintained by a fire protection equipment engineer



A person who is allowed to conduct installation work or maintenance of fire defense equipment or special fire defense equipment under the Fire Service Act is called a fire protection equipment engineer. There are two types of the fire protection engineer: Class A and Class B.

Class A

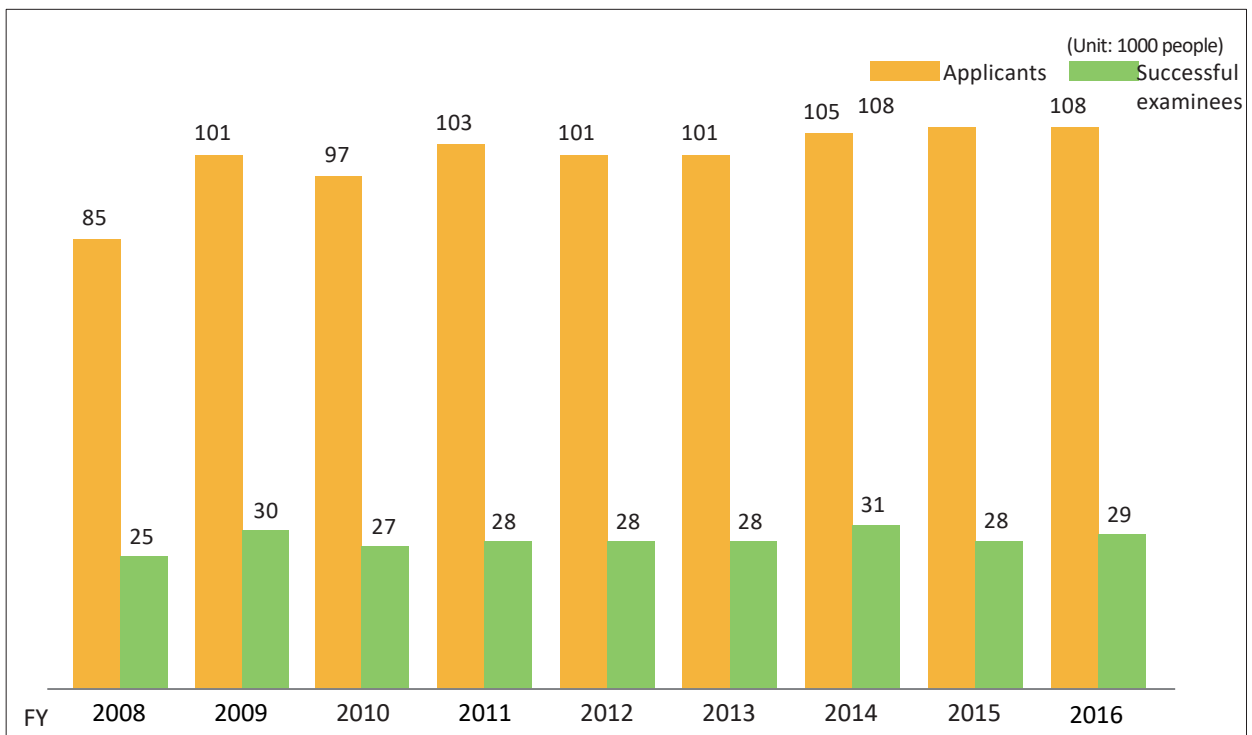
Installation and maintenance of fire defense equipment or special fire defense equipment (only those who have the qualification of special group)

Class B

Maintenance of fire defense equipment

* Fire defense equipment which can be installed or maintained by a fire protection equipment engineer correspond to the groups such as "Class A Group 1," "Class B Group 4" stated on a license card.

Implementation Status of Examination for Fire Protection Equipment



Major Related Industries and Job Contents which you can Make Use of Fire Protection Equipment Engineers' License and their Job Contents

Fire protection equipment engineers' license	Major relevant businesses	Specific job contents
<p style="text-align: center; background-color: #c0c000; color: white; margin: 0;">Class A Special Group</p> <p>Special fire defense equipment, etc. (Equipment which is certified by the Minister of Internal Affairs and Communications as having functions equal to or higher than those of conventional fire defense equipment, in place of them)</p>	<ul style="list-style-type: none"> ● Fire defense equipment services ● Water supply and drainage equipment services ● Electric work 	<ol style="list-style-type: none"> 1. Installation plan, installation, maintenance, and inspection of fire defense equipment 2. Installation work management, maintenance, and accepting commissioning work concerning the above 1. 3. Construction plan, construction, maintenance, and inspection concerning electric work and plumbing work of fire defense equipment
<p style="text-align: center; background-color: #c0c000; color: white; margin: 0;">Class A Group 1, Class B Group 1</p> <p>Indoor fire hydrant, sprinkler, water spray system, outdoor hydrant, package type fire extinguishing equipment, package type automatic fire extinguishing equipment, sprinkler for apartment building</p>	<ul style="list-style-type: none"> ● Architect ● Construction execution management ● Construction industry ● Facility design 	<ol style="list-style-type: none"> 1. Preparation of documents concerning installation of fire defense equipment for application for building confirmation 2. Installation plan and installation work management of fire defense equipment at a construction site 3. Preparation of various notification documents and drawings 4. Determination of suitability of fire defense equipment which is to be installed or already installed in a building
<p style="text-align: center; background-color: #c0c000; color: white; margin: 0;">Class A Group 2, Class B Group 2</p> <p>Foam fire extinguisher, package type fire extinguishing equipment, package type automatic fire extinguishing equipment, foam fire extinguisher for special parking</p>		
<p style="text-align: center; background-color: #c0c000; color: white; margin: 0;">Class A Group 3, Class B Group 3</p> <p>Inactive gas fire extinguishing equipment, halide fire extinguishing equipment, powder fire extinguishing equipment, package type fire extinguishing equipment, package type automatic fire extinguishing equipment</p>	<ul style="list-style-type: none"> ● Real-estate management service ● Real-estate transaction service ● Fire-prevention management service 	<ol style="list-style-type: none"> 1. Management, installation plan, installation, maintenance, and inspection of fire defense equipment which is to be installed or is already installed in a building 2. Installation work management and determination of suitability concerning the above 1 3. Operation of fire defense equipment
<p style="text-align: center; background-color: #c0c000; color: white; margin: 0;">Class A Group 4, Class B Group 4</p> <p>Automatic fire alarm system, gas leakage fire-alarm system, fire-alarm system with reporting function to report to fire department, automatic fire-alarm system for apartment house, residential automatic fire-alarm system, automatic fire-alarm system for specific small facility, automatic fire-alarm system for combined type residence</p>	<ul style="list-style-type: none"> ● Manufacturing, storage, transportation, sales of hazardous materials 	<ol style="list-style-type: none"> 1. Management of hazardous materials facilities 2. Installation plan, installation, maintenance, and inspection of fire defense equipment which is to be installed or is already installed in a hazardous materials facility
<p style="text-align: center; background-color: #c0c000; color: white; margin: 0;">Class A Group 5, Class B Group 5</p> <p>Metal escape ladder, escape chute, descending lifelines</p>	<ul style="list-style-type: none"> ● Fire department ● Public servant in skilled post ● Teacher 	<ol style="list-style-type: none"> 1. Engagement in inspection, fire prevention operation, and facility management by making use of the knowledge <p>[E.g.] Inspection of fire prevention target</p> <p style="padding-left: 20px;">Examination or inspection of various notifications concerning fire prevention target</p> <p style="padding-left: 20px;">Giving advice and instruction to fire protection equipment engineers and work sites of fire defense equipment</p>
<p style="text-align: center; background-color: #c0c000; color: white; margin: 0;">Class B Group 6</p> <p>Fire extinguisher</p>		<ol style="list-style-type: none"> 2. Installation plan, installation, maintenance, and inspection of fire defense equipment 3. Giving advice and instruction to students who study for acquiring the fire protection equipment qualification
<p style="text-align: center; background-color: #c0c000; color: white; margin: 0;">Class B Group 7</p> <p>Electric leakage fire-alarm system</p>	<ul style="list-style-type: none"> ● Disaster prevention consultant 	<p>Giving advice and instruction on fire defense equipment at the time of a disaster</p>

* There are two types of fire protection equipment engineers' license: Class A and Class B. Class A license allows a holder to install, maintain, and inspect equipment which should be installed/maintained with the license, and Class B license allows a holder to maintain and inspect equipment. However, as each type of license specifies equipment which can be handled with the license, a license required differs depending on the class to which the equipment belongs.

Qualification for Taking Examination

Hazardous Materials Engineers' License

Class A

1. A person who has completed and graduated from a department/course of chemistry of a college, junior college, college of technology, or advanced vocational school, or a person deemed to have equivalent academic ability
2. A person who has more than two years of work experience in handling hazardous materials at a hazardous materials manufacturing site, storage, or handling facility after the issuance of Class B hazardous materials engineers' license
3. A person who has been issued four types or more of the following Class B hazardous materials engineers' licenses:
 - (a) Group 1 or Group 6
 - (b) Group 2 or Group 4
 - (c) Group 3
 - (d) Group 5

Class B, Class C

Anybody can take examination

Fire Protection Equipment Engineers' License

Class A Special Group

A person who has been issued one or more licenses from among Groups 1-3 of Class A, and both of Class A Group 4 and Class A Group 5

Class A (other than Special Group)

1. A person who has completed and graduated from a department/course of mechanics, electricity, industrial chemistry, civil engineering, or architecture of a college, junior college, college of technology, high school, or secondary school
2. A person who has more than two years of work experience in maintaining equipment which should be installed/maintained with the license after the issuance of Class B fire protection equipment engineers' license
3. A person who is deemed to have knowledge and skill equivalent to the above 1 and 2

Class B

Anybody can take examination

Implementation of Fair and Just Examination

The Center seeks to conduct fair and just qualification examinations for hazardous materials engineers' license and fire protection equipment engineers' license in the following manner.

1. Appointment of examiners and notification to the Minister of Internal Affairs and Communications

The president shall appoint six or more examiners from among those who satisfy the requirements specified by Ordinance of the Ministry of Internal Affairs and Communications and notify the Minister to that effect.

2. Holding of examination committee and management of examination questions

An examination committee shall in principle be held twice a year for each qualification examination, and examiners shall deliberate for preparing examination questions and grading answer sheets. Examination questions shall be collectively managed by the Center.

3. Preparation of examination implementation plan

Branches in each prefecture and the Central Examination Center prepare an annual examination implementation plan and the president determines the plan.

4. Implementation and grading of examination (HQ, Central Examination Center, Branches)

An examination shall be conducted once a year in each prefecture: at the Central Examination Center in Tokyo and at colleges or high schools in other prefectures. Necessary information such as the time, date, and place of examination to be held is made public in advance in the name of a prefectural governor. Answer sheets of an examination are sent to the headquarters and collectively graded by computer, and pass/fail results are sent to a branch in each prefecture.

5. Public announcement of examination results (Central Examination Center)

Examination numbers of successful examinees will be made public on the website of the Center within about a month after the examination, and pass/fail notices will be sent to examinees on the date of public notification.

2. Examination for Fire Prevention Technicians

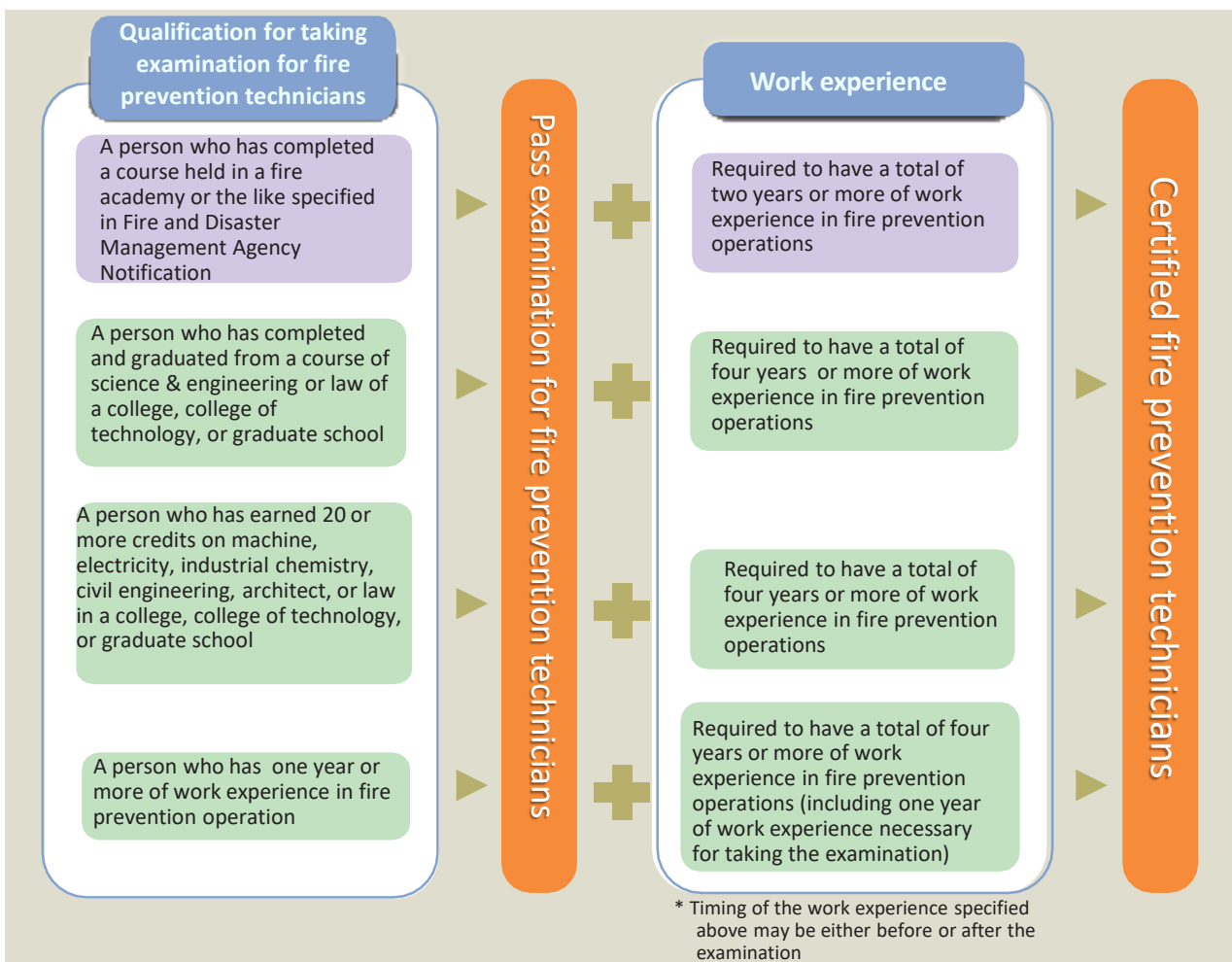
What is Examination for Fire Prevention Technicians?

Examination for fire prevention technicians is to examine advanced knowledge and skill concerning general fire prevention operation, fire protection inspection, and fire defense equipment or hazardous materials under the “Establishing Qualification of Fire Prevention Technicians” under Article 32-3 of the Improvement Guidelines for Fire Prevention Capability (Fire and Disaster Management Agency Notification No. 13 of 2005), and the Commissioner of the Fire and Disaster Management Agency certifies the knowledge and skill. The examination is held once a year concurrently at an examination site in each prefecture. The examination is conducted for each segment: “fire prevention inspection,” “fire defense equipment,” and “hazardous materials.”

What is a Certified Fire Prevention Technician?

The qualification of a certified fire prevention technician is granted by the Commissioner of the Fire and Disaster Management Agency to a person having advanced knowledge and skill concerning fire prevention. The requirement for it is to pass the examination and work experience in fire prevention operation for more than a certain period of time.

Qualification for Taking Examination for Fire Prevention Technicians and Work Experience in Fire Prevention Operation



3. Issuance of License Cards

The Center (branches in each prefecture and the Central Examination Center) issues license cards for hazardous materials engineers and fire protection equipment engineers under the commission of prefectural governors since April 1988.

Types of License Card Issuance

1. Issuance of new license card

When a successful examinee applied for issuance

2. Renewal of registered domicile


When a licensed person applies for renewal due to the change in the contents stated in the license card (registered domicile, name, etc.)

3. Renewal of face photo


A face photo on a license card must be renewed every 10 years under the law. The photo is to be renewed when a licensed person applied for a renewal

4. Reissuance of license card

When a licensed person has lost, stained, or damaged the license card, and the person has applied for reissuance



License card for hazardous materials engineer



License card for fire protection equipment engineer

Flow of Issuance of License Card

Acceptance of application form

Branches in each prefecture, Central Examination Center

Preparation of list of applicants

Branches in each prefecture, Central Examination Center

Determination of people to be issued a license

Each prefecture

Preparation of license cards

Branches in each prefecture, Central Examination Center

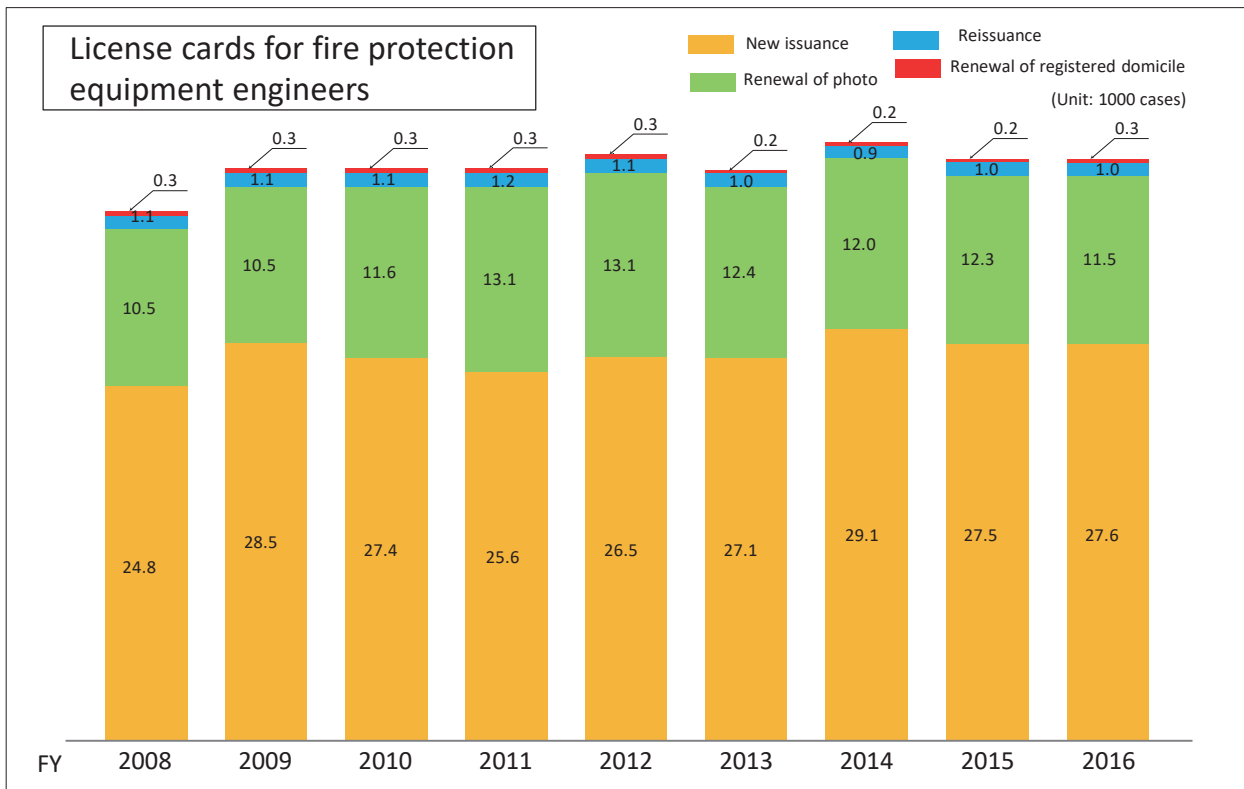
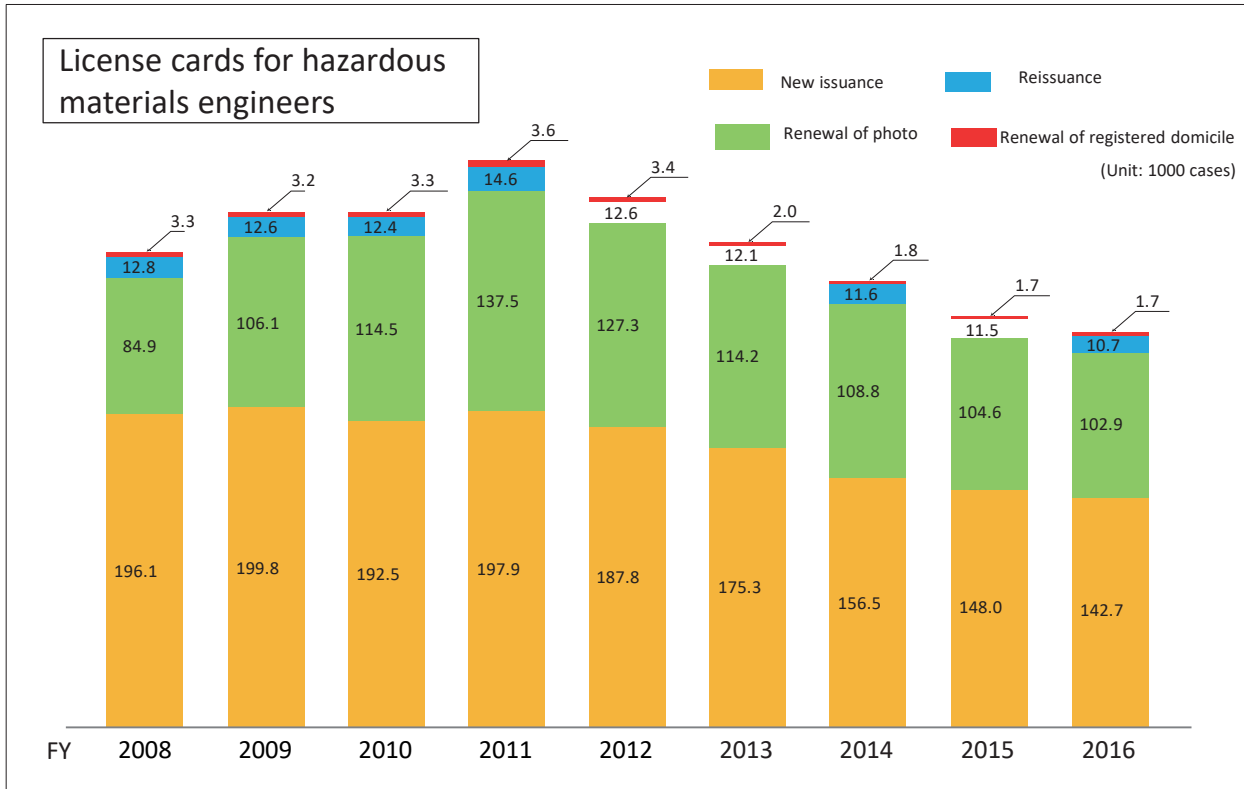
Confirmation of prepared license cards

Each prefecture

Distribution of license cards to applicants

Branches in each prefecture, Central Examination Center

Transition of Issuance of License Cards



4. Publication of the Center

In order to make the examinations better known and to improve services for examinees, the Center conducts proactive public relations activities through information provision of examination guide by means of public relations media such as posters, brochures, website, and official publication.

(1) Issuance of public relations magazine "Voice."

The Center issues its public relations magazine "Voice." six times a year, in the odd months. It contains articles written by those who have profound knowledge of fire prevention administration, experiences of successful examinees, investigative research on fire protection, implementation status of examinations in each prefecture, etc.

The contents of magazines are also posted on the website of the Center.



(2) Public relations on qualification system

The Center prepares brochures, posters, and DVDs explaining contents of examinations for hazardous materials engineers' license and fire protection equipment engineers' license, necessity of the qualifications, and operations to be conducted by these engineers, and distributes them to high schools, universities and colleges, relevant organs and business offices, etc., thereby seeking to make the qualification system better known.



Poster for seeking examination applicants Poster for making license holders aware of renewal of face photo

(3) Public relations on examination guide, etc.

In order to improve convenience of people who wish to take examinations, the Center prepares examination guides on hazardous materials engineers' license and fire protection equipment engineers' license, and places them at each branch and the Central Examination Center of the Center and relevant organs for distribution. In addition, the Center prepares brochures which include the nationwide examination implementation plan (types of examinations, time and date of examinations) and distributes them to relevant organs and business offices.



(4) Website of the Center

The Center has its own website and introduces itself, posts outline of business, the examination guide, and how to apply for examination so as to make it popular. The Center makes use of the website as a public relations medium

- (1) Guide on electronic application: Electronic application via the Internet is available. How to use the electronic application is explained on the website.
- (2) Provision of examination information: Roles of hazardous materials engineers and fire protection equipment engineers examination date, and examination guide are provided.
- (3) Posting examination numbers of successful examinees: Examination numbers of successful examinees will be posted on the website at noon of the day when announcement of test results is made public.
- (4) Provision of emergency information: When an examination is delayed or cancelled due to natural disaster such as typhoon or earthquake, the Center promptly posts the information for examinees.
- (5) Publishing past examination questions: Some past examination questions are posted on the website for the purpose of indicating a rough guide for acquiring knowledge and skill as a hazardous materials engineer and fire protection equipment engineer.
- (6) Provision of license card-related information: The websites provides information as to how to apply for issuance, renewal, or reissuance of license card for hazardous materials engineers and fire protection equipment engineers.
- (7) FAQ section: The website also provides FAQ and answers concerning issuance and renewal of license cards for hazardous materials engineers and fire protection equipment engineers, electronic application.



URL <http://www.shoubo-shiken.or.jp>

Headquarters of Japan Fire Engineering Qualification Center and List of Branches

(As of April 1, 2018)

Hokkaido Branch 〒060-8603	TEL. 011-205-5371 12F, Sapporo Center Building, 2-2 Kita 5 Jo Nishi 6-chome, Chuo-ku, Sapporo-shi	FAX. 011-205-5373	Shiga Branch 〒520-0806	TEL. 077-525-2977 4F, Collaboshiga 21, 2-1 Uchidehama, Otsu-shi	FAX. 077-521-7904
Aomori Branch 〒030-0861	TEL. 017-722-1902 4F, Midoriya Building, 1-5 Nagashima 2-chome, Aomori-shi	FAX. 017-722-1909	Kyoto Branch 〒602-8054	TEL. 075-411-0095 3F, East Annex of Kyoto Prefectural Government Building, 104-2 Chojiburo-cho, Aburano-koji Higashi-iru, Demizu-dori, Kamigyo-ku, Kyoto-shi	FAX. 075-411-0096
Iwate Branch 〒020-0015	TEL. 019-654-7006 5F JT Honchodori Building, 9-14 Honchodori 1-chome, Morioka-shi	FAX. 019-622-0922	Osaka Branch 〒540-0012	TEL. 06-6941-8430 6F, Kinki Zeirishi Kaikan & Dido Life Building, 5-4 Tanimachi 1-chome, Chuo-ku, Osaka-shi	FAX. 06-6943-0316
Miyagi Branch 〒981-8577	TEL.022-276-4840 5F, Prefectural Sendai Joint Government Building, 4-17 Tsutsumidori Amamiyamachi, Aoba-ku, Sendai-shi	FAX.022-276-4841	Hyogo Branch 〒650-0011	TEL. 078-385 - 6610 14F, Ship Koube Building, Kaigan-dori 3 , Chuo-ku, Kobe-shi	FAX. 078- 385-5466
Akita Branch 〒010-0001	TEL.018-836-5673 6F, Prefectural Chikusan Kaikan, 7-9 Nakadori 6-chome, Akita-shi	FAX. 018-836-5672	Nara Branch 〒630-8301	TEL. 0742-27-5119 3F, Nara Doren Kaikan, 1116-6 Takahata-cho, Nara-shi	FAX. 0742-27-1488
Yamagata Branch 〒990-0025	TEL. 023-631-0761 2F, Tashiro Building, 15-40 Akoya-cho 3-chome, Yamagata-shi	FAX. 023-634-4665	Wakayama Branch 〒640-8137	TEL. 073-425-3369 6F, Nisseki kaikan, 1-22 Fukiage 2-chome, Wakayama-shi	FAX. 073-425-1996
Fukushima Branch 〒960-8043	TEL. 024-524-1474 2F, Minyu Building, 4-20 Naka-cho, Fukushima-shi	FAX. 024-524-1475	Tottori Branchi 〒680-0011	TEL. 0857-26-8389 8F, Daini Prefectural Government Building. 1-271 Higashimachi, Tottori-shi	FAX. 0857-24-1052
Ibaraki Branch 〒310-0852	TEL. 029-301-1150 4F, Ibaraki Prefectural Development Public Corporation Building, 978-25 Kasahara-cho, Mito-shi	FAX. 029-301-6611	Shimane Branch 〒690-0886	TEL. 0852-27-5819 2F, Shimane Prefectural Ringyou Kaikan Building, 55 Horo-machi, Matsue-shi	FAX. 0852-25-8242
Tochigi Branch 〒320-0032	TEL.028-624-1022 1F, Prefectural Community Hall, 2-16 Showa 1-chome, Utsunomiya-shi	FAX. 028-624-1658	Okayama Branch 〒700-0813	TEL. 086-227-1530 4F, Oyama Building, 2-11-6 Uchizange , Okayama-shi	FAX. 086-227-1533
Gunma Branch 〒371-0854	TEL. 027-280-6123 5F, Gunma Kousha Sougou Building, 10-7 Owatari-machi 1-chome, Maebashi-shi	FAX. 027-280-6124	Hiroshima Branch 〒730-0013	TEL. 082-223-7474 9F, JEI Hiroshima Hacchobori Building, 14-1 Hacchobori, Naka-ku, Hiroshima-shi	FAX. 082-223-7472
Saitama Branch 〒330-0062	TEL.048-832-0747 2F, Homare Kaikan, 13-8 Naka-cho 2-chome, Urawa-ku, Saitama-shi	FAX. 048-825-0748	Yamaguchi Branch 〒753-0072	TEL. 083-924-8679 5F, KRY Building, 7-4 Otemachi, Yamaguchi-shi	FAX. 083-924-8694
Chiba Branch 〒260-0843	TEL. 043-268-0381 3F, Wakubo Building, 14-1 Suehiro 2-chome, Chuo-ku, Chiba-shi	FAX. 043-268-0382	Tokushima Branch 〒770-0939	TEL. 088-652-1199 4F, Ymaichi Kougyou Bilding , 1-3 Souwa-chyou, Tokushima-shi	FAX. 088-652-1282
Central Examination Center (Tokyo) 〒151-0072	TEL. 03-3460-7798 13-20 Hatagaya 1-chome, Shibuya-ku	FAX. 03-3460-7799	Kagawa Branch 〒760-0066	TEL. 087-823-2881 4F, Kagawa Prefectural Industrial Hall, 2-2 Fukuoka-cho 2-chome, Takamatsu-shi	FAX. 087-823-2887
Kanagawa Branch 〒231-0015	TEL. 045-633-5051 7F, Kanagawa SME Center Building, 5-80 Onoe-cho, Naka-ku, Yokohama-shi	FAX. 045-222-3051	Ehime Branch 〒790-0011	TEL. 089-932-8808 5F, Matsuyama Chifune 454 Building, 5-4 Chifune-machi 4-chome, Matsuyama-shi	FAX. 089-935-4484
Niigata Branch 〒950-0965	TEL. 025-285-7774 #703, 7F, Gijutsushi Center Building II, 10-3 Shinko-cho, Chuo-ku, Niigata-shi	FAX. 025-211-7011	Kochi Branch 〒780-0823	TEL. 088-882-8286 #401, 4F, Shikoku Sogo Building, 1-21 Saienba-cho, Kochi-shi	FAX. 088-882-0043
Toyama Branch 〒939-8201	TEL. 076-491-5565 2F, Prefectural Disaster Prevention Center, 5-20 Hanazono-cho 4-chome, Toyama-shi	FAX. 076-491-6000	Fukuoka Branch 〒812-0034	TEL.092-282-2421 3F, Fukuoka Sekiyu Kaikan, 1-15 Shimogofuku-machi, Hakata-ku, Fukuoka-shi	FAX. 092-282-2422
Ishikawa Branch 〒920-0901	TEL. 076-264-4884 7F, Meitetsu Hokuriku Development Building, 5-27 Hikoso-machi 2-chome, Kanazawa-shi	FAX. 076-232-2171	Saga Branch 〒840-0826	TEL. 0952-22-5602 4F, Saga Shoko Building, 1-12 Shirayama 2-chome, Saga-shi	FAX. 0952-29-8359
Fukui Branch 〒910-0003	TEL. 0776-21-7090 5F, Fukui Prefectural Fukui Joint Government Building, 3-16-10 Matsumoto Fukui-shi	FAX. 0776-21-7979	Nagasaki Branch 〒850-0032	TEL. 095-822-5999 5F, Kozen-cho East Building, 6-5 Kozen-cho, Nagasaki-shi	FAX. 095-822-4655
Yamanashi Branch 〒400-0026	TEL. 055-253-0099 In the premises of Yumura Driving School, 2-15 Shiobe 2-chome, Kofu-shi	FAX. 055-253-0199	Kumamoto Branch 〒862-0976	TEL. 096-364-5005 4F, Kumamoto-ken Kyoiku Kaikan, 11-4 Kuhonji 1-chome, Chuo-ku, Kumamoto-shi	FAX. 096-372-2973
Nagano Branch 〒380-0837	TEL. 026-232-0871 1F, East Building of Prefectural Government Building, 692-2 Nagano -aza Habashita, Nagano-shi	FAX. 026-237-9310	Oita Branch 〒870-0023	TEL. 097-537-0427 2F, Shoei Building, 12-10 Nagahama-machi 2-chome, Oita-shi	FAX. 097-538-2430
Gifu Branch 〒500-8384	TEL. 058-274-3210 1F, Daini Matsunami Building, 5-1 Yabuta Minami 1-chome, Gifu-shi	FAX. 058-275-4546	Miyazaki Branch 〒880-0805	TEL. 0985-22-0239 4F, Miyagi-ken Jutaku Kyoku Kosha Building, 7-18 Tachibana-dori Higashi 2-chome, Miyazaki-shi	FAX. 0985-32-0748
Shizuoka Branch 〒420-0034	TEL. 054-271-7140 4F, Sugitoku Building, 4-11 Tokiwa-cho 1-chome, Aoi-ku, Shizuoka-shi	FAX. 054-271-7284	Kagoshima Branch 〒890-0064	TEL. 099-213-4577 3F, Kamoike Nangoku Building, 6-6 Kamoikeshinmachi, Kagoshima-shi	FAX. 099-285-1255
Aichi Branch 〒460-0001	TEL. 052-962-1503 6F, Higashi Ote Government Building, 2-1 Sannomaru 3-chome, Naka-ku, Nagoya-shi	FAX. 052-962-1504	Okinawa Branch 〒900-0029	TEL. 098-941-5201 6F, Jichi Kaikan, 116-37 Asahi-machi, Naha-shi	FAX. 098-941-5202
Mie Branch 〒514-0002	TEL. 059-226-8930 1F, Mie Prefecture Shimazaki Kaikan, 314 Shimazaki-cho, Tsu-shi	FAX. 059-225-6736	Headquarters 〒100-0013	TEL. 0570-07-1000 (for electronic application) 050-3803-9289 (Hazardous Materials Section) • 9299 (Equipment Section) FAX. 03-5511-2751 19F, Daido Life Kasumigaseki Building, 4-2 Kasumigaseki 2-chome, Chiyoda-ku	



**JAPAN FIRE ENGINEERING
QUALIFICATION CENTER**

19F, Daido Life Kasumigaseki Building, 4-2 Kasumigaseki 1-chome,
Chiyoda-ku, Tokyo, 100-0013

General Affairs Dept. 050-3803-9253
Planning and Research Dept.: 050-3803-9279
Operation Dept.: 050-3803-9289 (Hazardous Materials Section)
9299 (Equipment Section)
License Card Dept.: 050-3803-9285 FAX 03-5511-2751

<http://www.shoubo-shiken.or.jp/>

